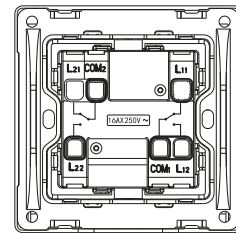
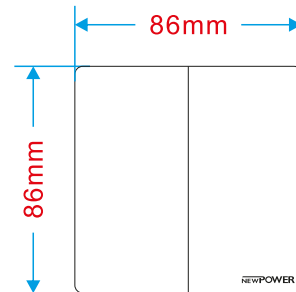


DESCRIPTION	DETAILS
Product Description	NEWPOWER SIZE 7X7 2GANG 2WAY 16A WIDE SWITCH
Product Catalog No.	1202
Standard	IEC60669-1:2017
Rated Current	16A max
Rated Voltage	250V AC
Frequency	50 / 60 Hz
Product Dimensions	86 x 86 x 31 mm
Accessories	Mounting screws - 2 x M3.5
Mounting	Flush Mounting
Fixing Center	80 mm
Auxiliary fixing options	4 Corners
Mounting box size	35 mm
Actuating member	Rocker
Endurance	40,000
Enclosure Material	PC
Contact material	Copper
Terminal for current carrying part	Phosphor copper 90-92%
Screw terminal	Steel
Terminal Identifier	COM, L1 and L2 x2 Group
Conductor size	4mm ²
Terminal Capacity	4 x 2.5 mm ² 3 x 4 mm ²
Tightening torque	1.2 Nm
Screw size	M4

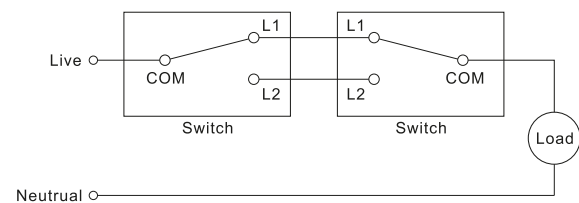


New Terminal Design:

-The new saddle-shaped terminal locks the wire without damage, and the screws never come off.

Pattern No.:6+6
SBL : 200W

WIRING DIAGRAMS



Steel structure base

