

## INFRARED PRESENCE SENSOR

1000W SURFACE FORTE

WHITE

### SPECIFICATION:



Power Source: 220-240V/AC

Power Frequency: 50/60Hz

Ambient Light: <3-2000LUX (adjustable)

Time Delay: Min.10sec±3sec

Max.30min±2min

Rated Load: Max.2000W   
1000W 

Detection Range: 360°

Detection Distance: 20m max(<24°C)

Working Temperature: -20~+40°C

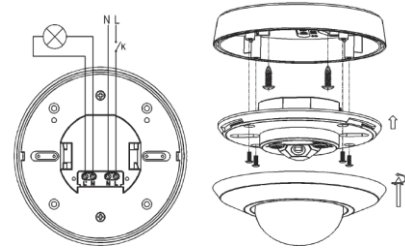
Working Humidity: <93%RH

Power Consumption: approx 0.5W

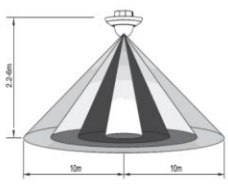
Installation Height: 2.2-6m



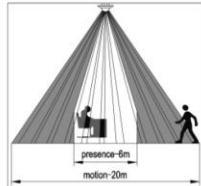
### CONNECTION-WIRE DIAGRAM (See the right figure)



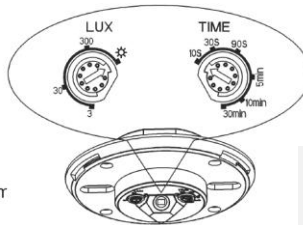
### SENSOR INFORMATION:



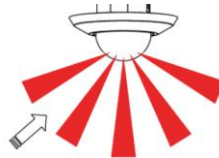
Height of installation:2.2-6m



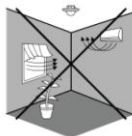
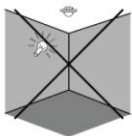
Detection Distance: Max.8m



Good sensitivity




Poor sensitivity



### Areas of application

Suitable for – indoor applications

- Offices
- Corridors
- Stairways
- Residential interiors
- Commercial buildings



**Note:** when testing in daylight, please turn LUX knob to (SUN) position, otherwise the sensor lamp could not work! If the lamp is more than 60W, the distance between lamp and sensor should be 60cm at least.